

ATyS C55

ATS Controller
smart functions



ATyS C55

Function

ATyS C55 is a complete ATSE controller that can be used to pilot a remotely operated transfer switch of any technology: motorised switches (e.g. ATyS r, ATyS S or ATyS d M), circuit breakers or contactors. ATyS C55 ensure the automatic or remotely controlled transfer from one source to another, with configurable timers and thresholds, for any combination of sources: 2 transformers, 1 transformer and 1 genset or 2 gensets.

Advantages

Fast commissioning

On initial power up, the ATyS C55's smart wizard will guide the operator through the commissioning process.

Versatile

The ATyS C55 is compatible with contactors, breakers and switches. It can also work for all type of 2-source applications combining mains and gensets.

Clear visualisation and operation

- High-resolution LCD screen with clear defined messages.
- Real-time pop-ups to show timers, alarms, faults and information alerts.
- Quick and easy access to main functions through the front face with direct key input.
- Complete configuration can be achieved through the front face or via software (EasyConfig).

General characteristics

- Self-powered from sensing.
- Wide voltage range (88-576VAC).
- 24 VDC aux power supply (for optional use).
- 2 latching relays.
- Smart commissioning wizard.
- IP65 degree of protection with gasket (accessory).
- 1000 Alarms and Events.
- 6 fully configurable I/O.
- Genset scheduler.
- Door or back plate mounting.
- Main/Main, Main/Genset and Genset/Genset applications.
- Easyconfig configuration software.
- RS485 Modbus communication.
- Ethernet, SNMP, BACnet using DIRIS M-70 gateways. Includes Webserver.
- A DIRIS Digiware D-70 gateway can be utilised as a remote display for multiple ATyS C55/C65 controllers; the D-70 also provides Ethernet, SNMP & BACnet connectivity.

The solution for

- > Commercial buildings
- > Applications:
 - Genset/Genset
 - Network/Genset
 - Network/Network
 - External/portable systems



Strong points

- > Smart commissioning
- > Intuitive use
- > Hi-resolution LCD screen

Conformity to standards

- > IEC 61010-2-201
- > IEC 60947-6-1
- > GB/T 14048.11 Annex C




Communication gateways



DIRIS Digiware M-70 & D-70

Compatible with



ATyS r
Transfer Switching
Equipment

Double power supply
DPS Optional for use
with ATyS r, breakers
and contactors without
integrated DPS

References

Description	Reference
ATyS C55 – ATS controller (includes mounting kits)	1600 0055
IP65 gasket for door cut-out (1)	1609 0001
DIRIS Digiware M-50 multi-protocol Ethernet gateway	4829 0221
DIRIS Digiware D-50 multipoint display, Ethernet output	4829 0204
DIRIS Digiware M-70 communication gateway for Ethernet & Webserver	4829 0222
DIRIS Digiware D-70 communication gateway for Ethernet & Webserver and multi-product display	4829 0203
Double power supply - DPS	1599 4001
ATyS r - Remotely operated Transfer Switching Equipment	9523 xxxx (2)

(1) The gasket provides an IP65 seal between the controller and the panel door; the front face (display & keys) is IP65 as standard.

(2) xxxx variable based on the number of poles and rating.

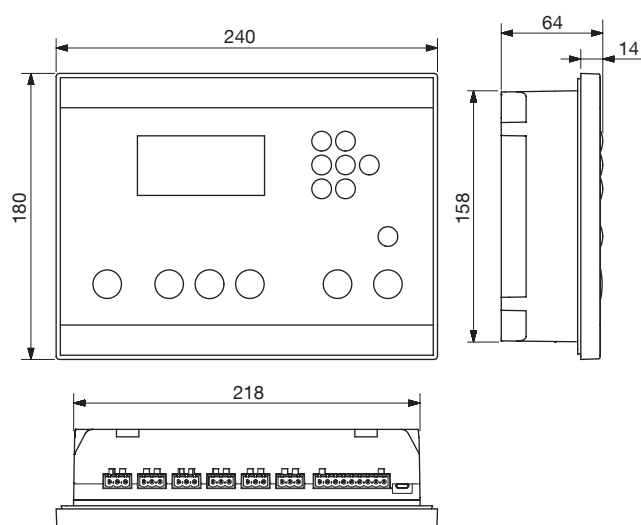
Front panel



atyasc_017x

1. Dashboard displays.
2. Navigation keypad.
3. Mimic LED indication.
4. Lamp test button / LED info.
5. AUTO mode select.
6. TEST button.
7. CONTROL mode select.
8. Position orders (only in CONTROL mode).
9. Inhibit and communication indication.
10. Hi-res LCD screen.

Dimensions (mm)



atyasc_006_a_1_x_cat.ai

Characteristics

Electrical characteristics

AC operating limits	110 - 480 VAC ±20%
Optional DC supply	24 VDC
Frequency limits	45 - 65 Hz
Power consumption	< 10 W
Inputs	6, fully programmable
Outputs	6, fully programmable
Output relays	8 A AC15
EMC classification	Class A and B
Impulse withstand	8/6 kV ⁽¹⁾
Overvoltage category	CAT 3

(1) 8 kV tested between phases of a different source and 6 kV tested between phases of a the same source.

Mechanical characteristics

Weight	1080 gr
Door cutout	220 x 160 mm
Protection degree	IP65 with optional gasket
Operating temperature	-30 ... +70 °C

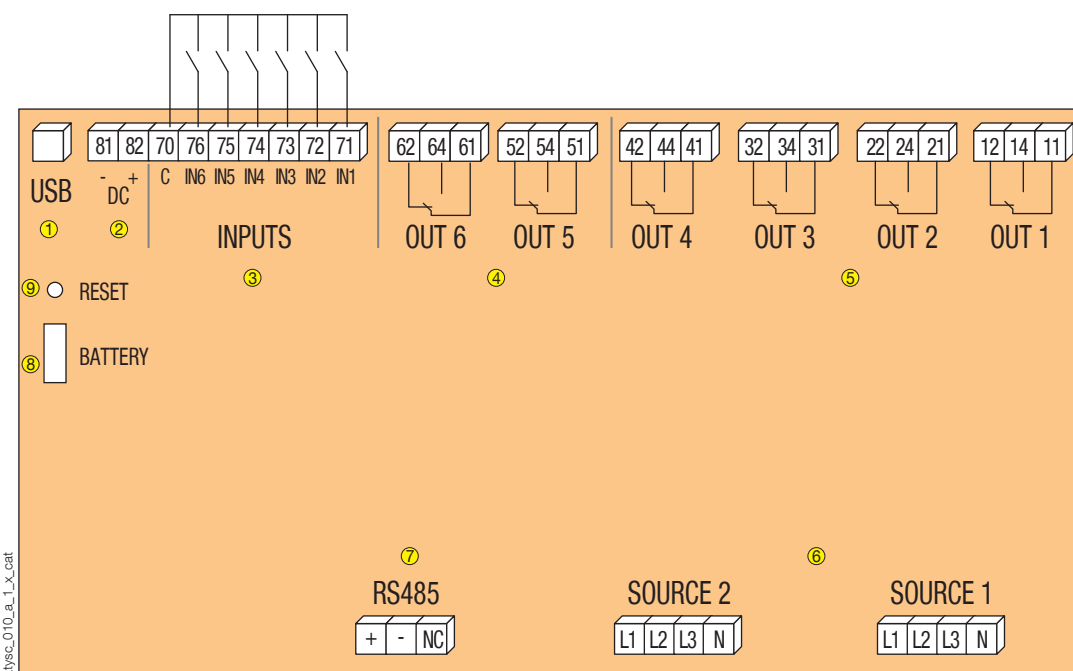
Communications

Interface type	RS485. 2 to 3 half duplex wires
Protocol	MODBUS RTU
Baudrate	programmable 1200 - 115200 bps

Display

Screen resolution	350 x 160 pixels
Event recorder	1000 events

Terminals



atyasc_010_a_1_x_cat

1. Configuration USB
2. 24 VDC aux power supply (for optional use)
3. 6 x inputs
4. 2 x latching relay outputs
5. 4 x relay outputs
6. Source sensing (110-480 ±20%)
7. RS485 communication
8. Replaceable RTC battery
9. Hard reset button